



Industry Snapshot

September 2020

Construction Training Fund
PO Box 303
Cloverdale WA 6985

ctf.wa.gov.au



Contents

Hello

Welcome to the new Construction Training Fund Industry Snapshot which is an information service for our stakeholders.

The Snapshot provides news and information relating to the Construction Industry.

We would appreciate any feedback to help us improve the Snapshot.

Stats at a Glance	3
Workforce	4
Apprentice Commencements and Training	5
Apprentice Training Rates	6
Apprentices in the Industry	7
Trainees in the Industry	8
Supplementary Skills and OHS courses	9
Activity Statistics	10
Incentive grants	11

Although this report is dated September 2020, it should be noted that some data is taken from previous monthly/quarterly results if they are the most recent. The ABS data relates to the most recent quarters/months of 2019-2020. In this version of the Snapshot, care must be taken when interpreting any comparison of data from different quarters or months. Unless otherwise stated, all apprenticeship and overall training data is current from WAAMs as at the end of June 2020. All interpretations and conclusions drawn from this data are those of the Construction Training Fund.

Stats at a Glance



Workforce size in construction

- 0.32%

(annualised)



Apprentices in training
(combined)

+ 1.25%



Apprentice commencements
(combined)

+ 0.13%



Total trainees

548



Apprentice training rates
(combined)

9.40%



Number of subsidies paid by
the CTF between July and
September 2020

900+



Important updates

- An Asbestos Awareness Core unit is being developed to be included in the Certificate II in Plumbing (52700WA) and Certificate II in Building and Construction Pathway - Trades (52824WA).
- A research project, Market Segmentation within the Western Australian Building and Construction Industry is underway that will help the CTF develop an understanding of the building and construction industry's capacity to employ and train apprentices. The project is being undertaken by an outside consultant and is due for completion around February 2021.
- The CTF supported the construction industry to maintain 4,200 apprentices and trainees in employment during the COVID-19 disruptions. Between 24 April and the end of August 2020, CTF provided an additional \$9m to employers in the form of one-off \$2,000 payments and further monthly installments. These payments enabled more than 1,800 small businesses and group training organisations to retain employment of their building and construction apprentices and trainees in preparation for a post-pandemic recovery.

The Workforce

Workforce in Construction

- 0.32%

Annualised, 12 months compared to previous 12 months

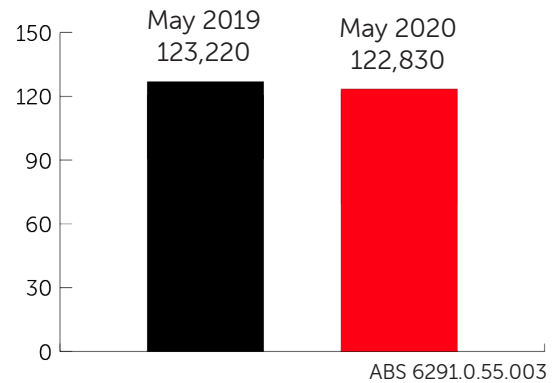
123,220

From year to May 2019

122,830

From year to May 2020

% Change over Period



Annualised¹

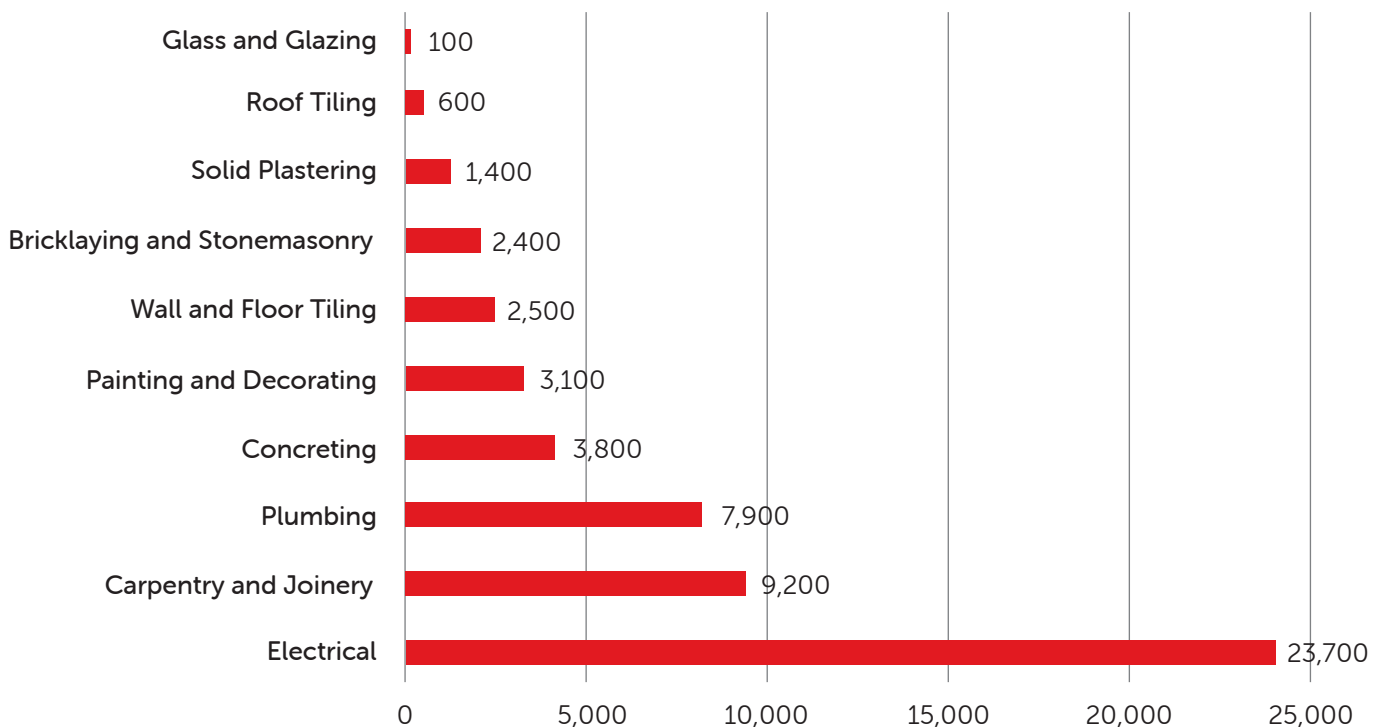
-0.32%

3 Months²

+6.42%

The industry currently employs 9.1% (annualised) of the State's workforce as at May 2020. The workforce in construction comprises of workers from all sectors of the industry not only trades workers.

The Trades Workforce



¹ Full year compared to previous full year

ABS 6291.0.55.003

² This quarter compares to previous quarter

Apprentice Commencements and Training

Apprentice Commencements¹

+ 5.6%

Construction

% Change over Period

Construction

Electrical

Combined

- 4.7%

Electrical

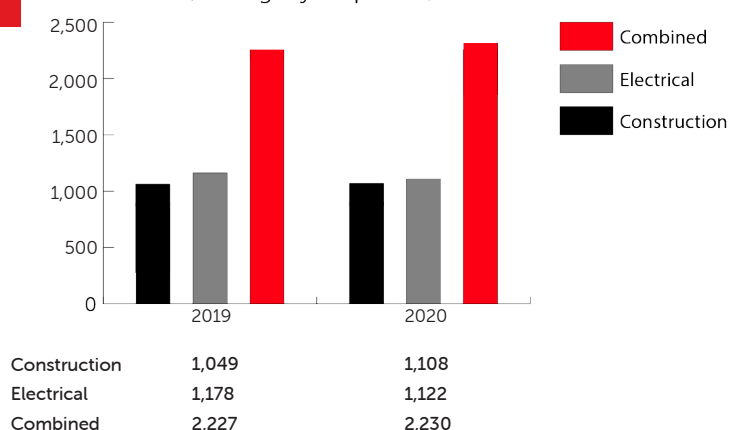
Annualised

+5.6%

-4.7%

+0.13%

Apprentice Commencements
(Rolling 2 year period)



The chart illustrates that when comparing the 2018-2019 four quarters to June to the 2019-2020 same four quarters, electrical apprentice commencements numbers have reduced by 4.7%, whereas construction commencements have increased by 5.6%.

Apprentices in Training²

- 1.15%

Construction

% Change over Period

Construction

Electrical

Combined

+ 3.23%

Electrical

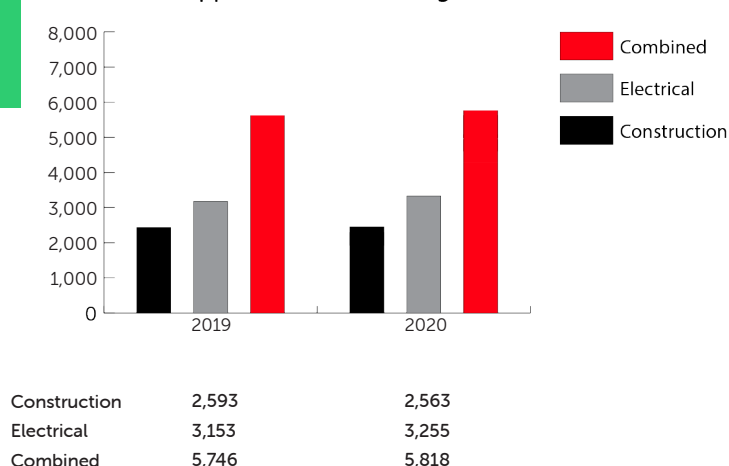
Annualised

-1.15%

+3.23%

+1.25%

Apprentices 'In Training'



The number of construction apprentices in training has continued to decrease during this period whilst the number of Electrical apprentices has increased.

¹ Commencements are new training contracts that have been signed in comparative 12-month periods.

² In training is the total number of apprentices currently in a contract of employment as an apprentice

Apprentice Training Rates

Apprentice Training Rates¹ (Annualised)

The training rate is the number of apprentices in training compared to the number of tradespeople in the same industry. This chart shows the ratio between tradespeople and apprentices as at June 2020.

Field / Year	Training Rate	
	2019	2020
Construction	7.44%	5.70%
Electrical	14.51%	19.23%
Combined	10.16%	9.40%

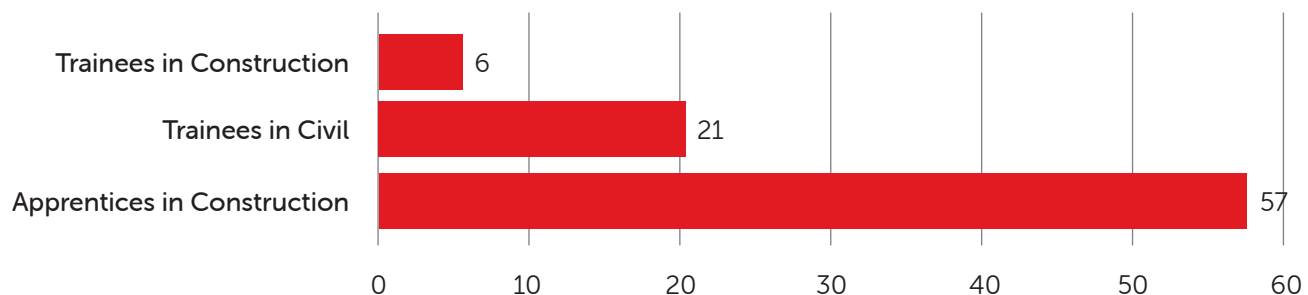
ABS 6291.0.55.003, ST_E08



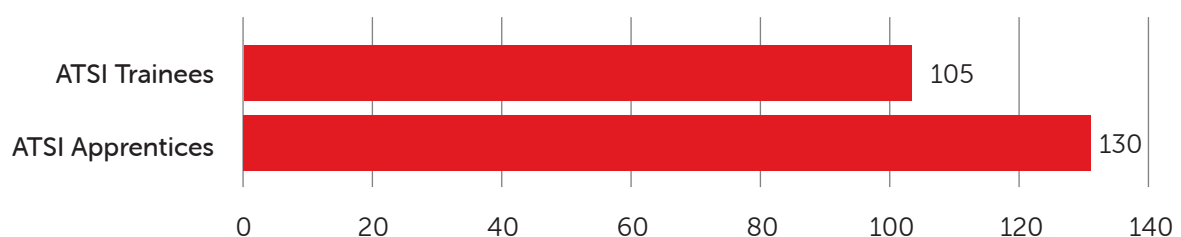
Female Apprentices, Trainees & Aboriginal / Torres Strait Islanders

The charts reflect the in training figures as at 30 June 2020

Female Trainees and Apprentices in Civil and Construction



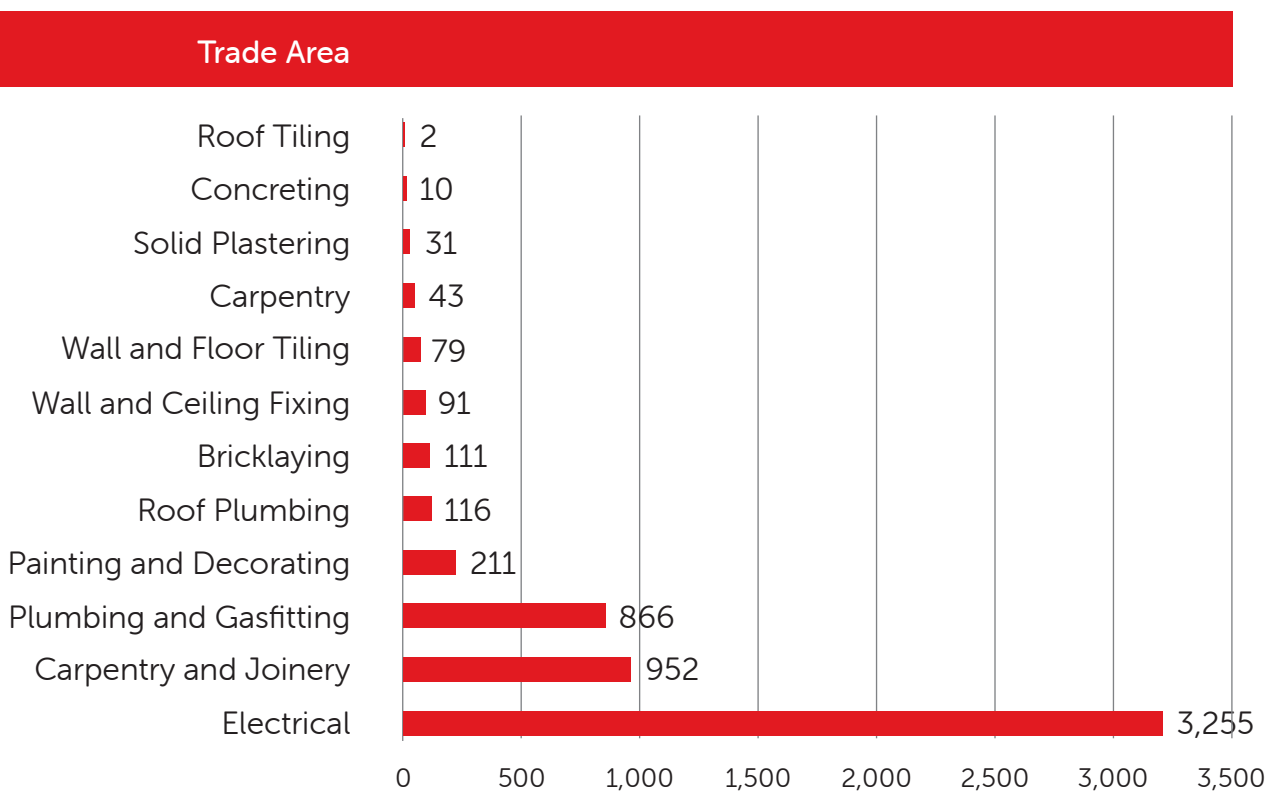
ATSI Trainees and Apprentices in Construction



¹ Training Rate is the number of apprentices in training compared to the number of tradespeople in the same industry as stated by ABS 6291.0.55.003, ST_E08

Apprentices in the Industry

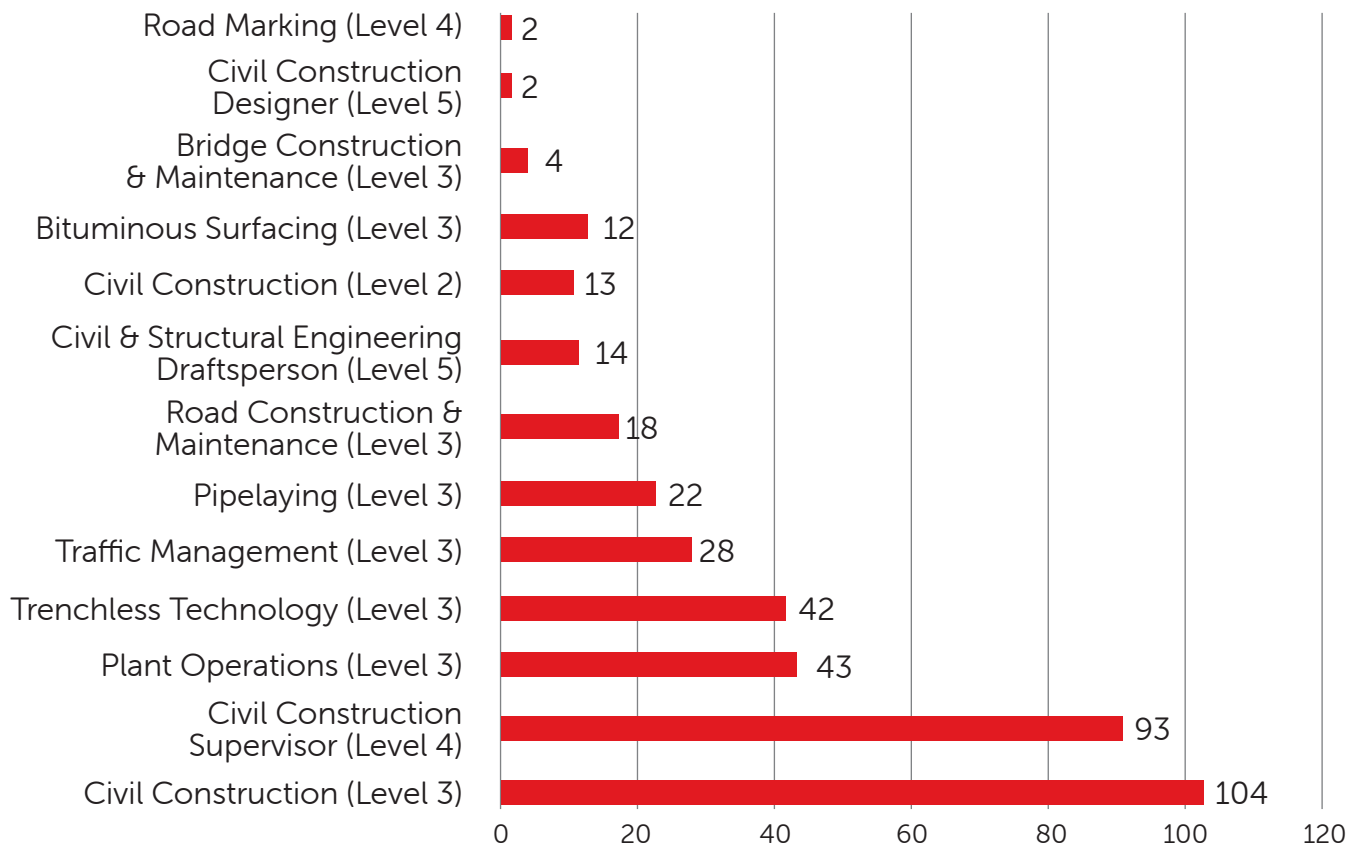
The following chart shows the number of apprentices in training as at the end of June 2020.



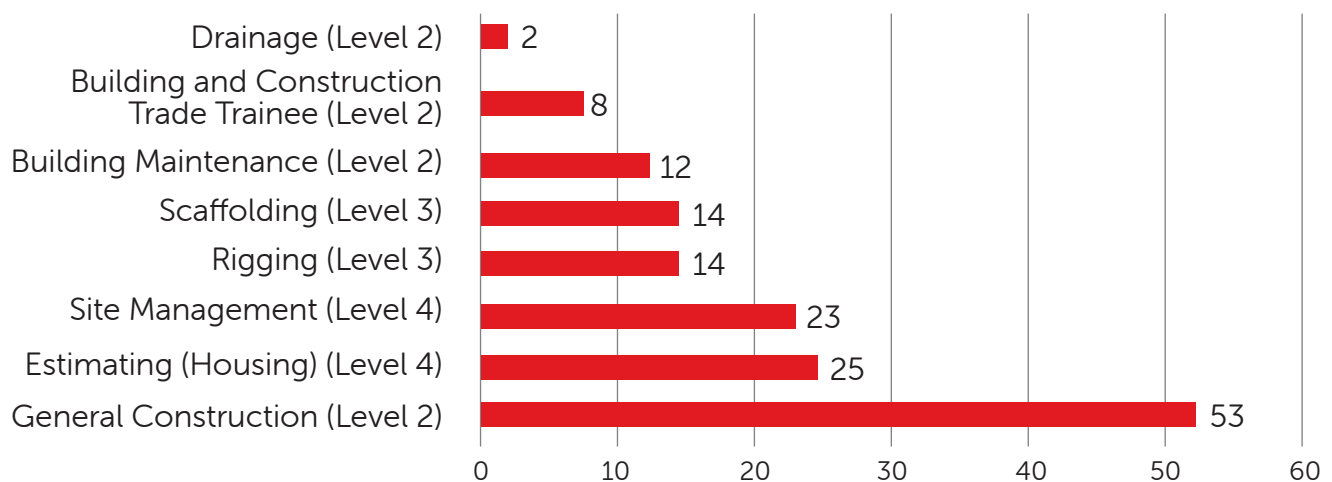
Trainees in the Industry

The following chart shows the number of trainees in training as at the end June 2020.

Civil Trainees



Building and Construction Trainees



There are currently 548 trainees in training, primarily in the Civil Construction sector. The number of traineeships has grown in recent years and the Civil Construction sector is expected to see further growth as key projects, fundamental to the State Recovery Plan, commence across the State.

Supplementary Skills and OHS Courses

The top ten construction skills courses supplemented by the CTF between January 2020 and June 2020.

Course Name	# of Attendants
EWP Operator Licence	156
Telescopic Material Handler	141
Excavator Operations	124
Forklift	119
Demolition	108
Dogging	108
Operate Small Plant and Equipment	70
Material Hoist Operator	66
Manual Handling	61
Skid Steer	52

The top ten Occupational Health and Safety courses supplemented by the CTF between January 2020 and June 2020.

Course Name	# of Attendants
General Awareness Training – Mates in Construction	1,518
Height Safety/Working at Heights	522
First Aid	239
Confined Space Entry	154
Elevated Work Platform	140
Traffic Management and Traffic Controller - Refresher	116
Work Safely and Follow OSH	109
Tilt up Construction	105
Elevated Work Platform (EWP) over 11 metres	103
Traffic Management & Traffic Controller (Basic Worksite)	94

Activity Statistics

Apprenticeship and Traineeship Support	2020 – 2021 ¹ FYTD Result	2019 – 2020 ² FYTD Result
Pre-Apprentice Graduate Payments \$250	37	276
Employer Visits ³	45	917
Short Courses	2019-2020 ¹ FYTD Result	2018-2019 ² FYTD Result
Supplementary Skills Total	490	3,429
Occupational Health and Safety	431	4,859
Career Promotion	2019-2020 ¹ FYTD Result	2018-2019 ² FYTD Result
Try-A-Trade Students	495	1,312
Career Presentations	32	232
# of Participants at career presentations	739	4,268
Expo Events	3	63
Website visits at www.ctf.wa.gov.au	32,077	96,673

¹FYTD = 1 July 2020 to 8 September 2020

² FYTD = 1 July 2019 to 30 June 2020

³ Affected by COVID-19 restrictions



Employer Grants

Table of Incentives

The following table is a summary of incentive grants available to eligible employers.

Apprentices: Core Construction Trades (e.g Carpenter, Bricklayer, Plumber, etc.)

Base Grant	Regional (South)	Regional (North)	Indigenous	Female	Mature Age	Trade Bonus	Potential Grant
Between \$8,000 and \$10,000	10% of base grant	20% of base grant	30% of base grant	Between \$1,000 and \$2,000	Between \$1,000 and \$2,000	Between \$2,000 and \$4,000	Between \$19,000 and \$25,000

Apprentices: Electrical Mechanics

Base Grant	Regional (South)	Regional (North)	Indigenous	Female	Mature Age	Trade Bonus	Potential Grant
\$8,000	10% of base grant	20% of base grant	30% of base grant	\$2,000	\$2,000	\$1,000	\$19,000

Apprentices: Non-core Construction Trades

(e.g Cabinet making, Security Equipment Installation, Engineering Fabrication Sheetmetal)

Base Grant	Regional (South)	Regional (North)	Indigenous	Female	Mature Age	Trade Bonus	Potential Grant
\$8,000	10% of base grant	20% of base grant	30% of base grant	\$2,000	\$2,000	\$1,000	Between \$17,000 and \$19,000

Traineeships – Certificate II to IV

(e.g Build Maintenance, Demolition, Building and Construction – Estimating)

Base Grant	Regional (South)	Regional (North)	Indigenous	Female	Mature Age	Trade Bonus	Potential Grant
Between \$3,000 and \$8,000	10% of base grant	20% of base grant	30% of base grant	Between \$500 and \$1,000	Between \$500 and \$1,000	Between \$1,000 and \$2,000	Between \$6,500 and \$16,000

For full details of the incentives available and other publications visit the Construction Training Fund's website at www.ctf.wa.gov.au