



Industry Snapshot

August 2021



ctf.wa.gov.au

Contents

Hello

Welcome to the new Construction Training Fund Industry Snapshot which is an information service for our stakeholders.

The Snapshot provides news and information relating to the Construction Industry.

We would appreciate any feedback to help us improve the Snapshot.

Important Updates	3
Workforce	4
Apprentice Commencements	5
Apprentices in Training	6
Trades Workforce	7
Trainees in the Industry	8
Apprentice Training Rates	9
Apprentices in the Construction Industry	10
Supplementary Skills and OHS courses	11
CTF Activity Statistics	12
Employer Grants	13

Although this publication is dated August 2021, it should be noted that some data is taken from previous monthly/quarterly results, if they are the most recent. The ABS data relates to the most recent quarters/months of 2019-2021. In this version of the Snapshot, care must be taken when interpreting any comparison of data from different quarters or months. Unless otherwise stated, all apprenticeship and overall training data is current from TRS as of April 2021. All interpretations and conclusions drawn from this data are those of the Construction Training Fund.



Important updates

- A new pilot program, Construction Accelerated Apprenticeship Program (CAAP), is offering accelerated apprenticeship pathways for WA construction workers. The program offers free skills assessment to recognise existing or past construction industry workers who have prior skills and experience but no formal qualifications. The program is being run in partnership with metropolitan and regional TAFEs.
- An Asbestos Awareness interactive resource has been developed to complement the new core unit, Practice Asbestos Awareness in the Construction Industry, which forms part of the 52824WA Certificate II in Building and Construction - Pathway Trades and the 52700WA Certificate II in Plumbing.

The resource was funded by Reflections and developed by Reflections, Cell Media and the Construction Training Council. The free resource will be made available to Registered Training Organisations delivering the Certificate II Pathway and Plumbing courses.

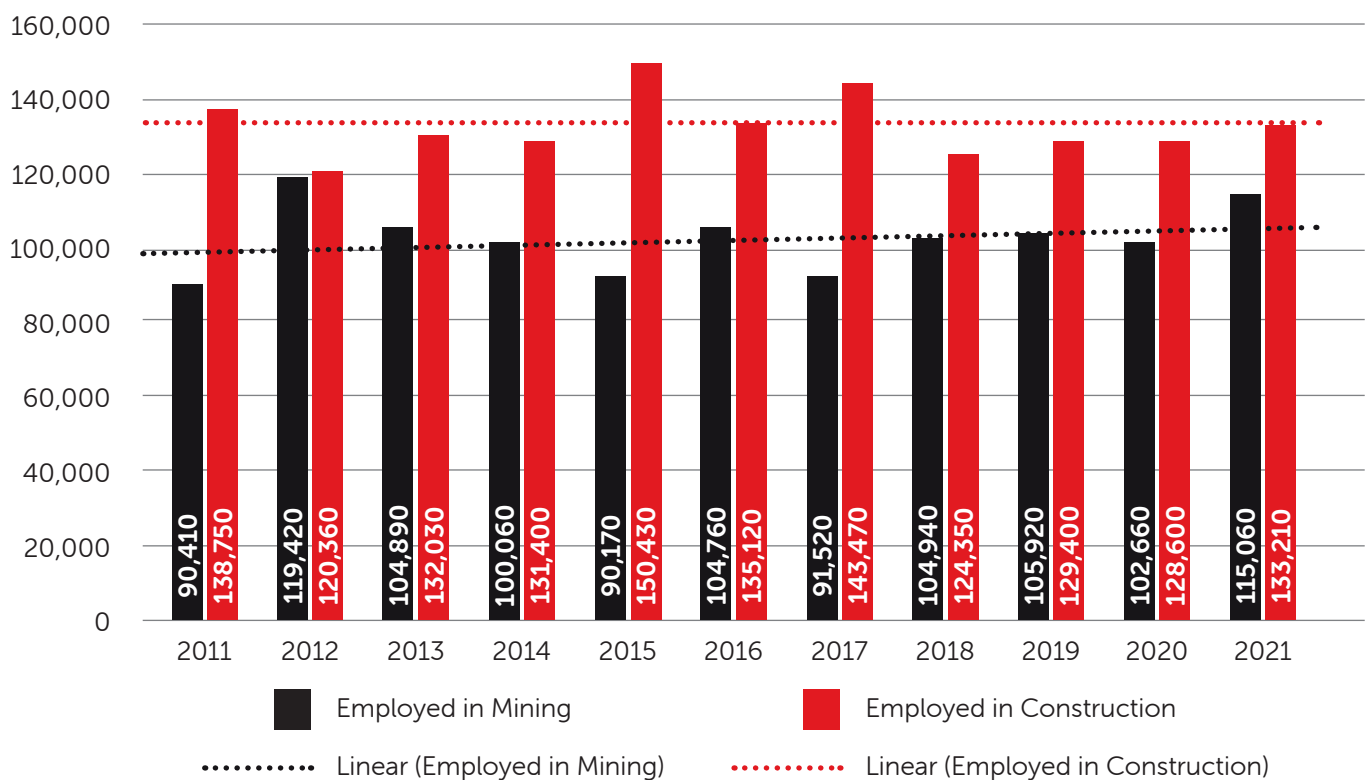
- The Training Council has provided industry intelligence to assist the State Training Board in preparation of the State Priority Occupation List (SPOL) for 2021.
- The Job Ready Programs that were initiated towards the end of 2020 have been very successful with 115 students enrolling in the Bricklaying Job Ready Program as at the end of June 2021. Of those 115 students:
 - 78 had completed the skill set with 45 proceeding to work placement.
 - 11 Aboriginal students completed the program and 3 of those students offered an apprenticeship.
 - 8 female students have completed the program.
 - 25 jobseekers have completed the program resulting in 7 students gaining employment.
- The Civil Job Ready Program has been equally as successful with 215 students enrolling in the Civil Job Ready Program. Of these students:
 - 31 are currently progressing
 - 91 have completed their training
 - 50 are employed
 - 3 are in further training
 - 55 students were Aboriginal or Torres Strait Islanders
 - 124 enrolled at a TAFE College.
- The CTF Mature Age Apprenticeship Pilot Program has been successful with the direct indenture recruitment milestone of 50 apprentices achieved, including:
 - 2 Indigenous
 - 5 Female
- The Group Training Organisations recruitment target date has been revised to 31 August 2021. Progress to the 30 June 2021 includes:
 - 1 Indigenous
 - 9 Females
 - 49 apprentices in total

The Workforce in Mining and Construction

Workforce 10 Year Trend

May 2021 figures

Employed in Mining and Construction



Source ABS 6291.0.55.003

The Construction and Mining sector workforces

Year	Construction workforce	Mining workforce
May 2020	128,600	102,660
May 2021	133,210 (+3.6%)	115,060 (+12.1%)

*ABS 6291.0.55.03

The construction industry currently employs 8.9% (annualised) of the State workforce as of May 2021. The mining industry currently employs 8.4% (annualised) of the State workforce as of May 2021.

Apprentice Commencements¹

+ 95.2%

Construction

+ 38.8%

Electrical

- 21.0%

Mechanical

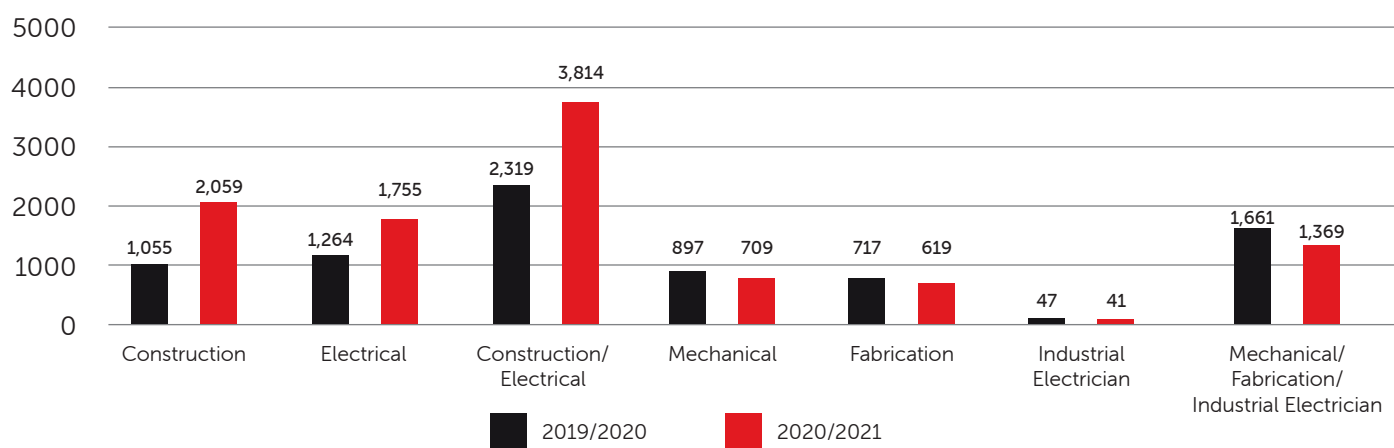
- 13.7%

Fabrication

- 12.8%

Industrial Electrician

Apprentice Commencements (Rolling 2 year period)



% Change over Period

Annualised

Construction

+95.2%

Electrical

+38.8%

Combined

+64.5%

% Change over Period

Annualised

Mechanical Trade (MEM30205)

-21.0%

Fabrication Trade (MEM30305)

-13.7%

Industrial Electrician (MEM31215)

-12.8%

Combined

-17.6%

The chart illustrates when comparing the Construction and Electrical trades April 2019/2020 four quarters to April 2020/21 same four quarters, the numbers of apprentice commencements in both electrical and construction have significantly increased.

The increase in commencements can mostly be attributed to the Western Australian Governments \$5.5b Recovery Plan (2020), which assisted in the creation of more jobs and training opportunities and was supported by the wage subsidies implemented by the Federal Government.

The Construction Training Fund supports various qualifications outside of the Construction Training Package qualifications, for example, Mechanical, Fabrication and Industrial Trades qualifications. In this instance, comparisons show the 2019/2020 four quarters to April compared to the same four quarters to April 2020/21.

¹'Commencements' are training contracts that have been signed in comparative 12-month periods.

Apprentices in Training²

+ 14.7%

Construction

+ 13.0%

Electrical

+ 7.8%

Mechanical

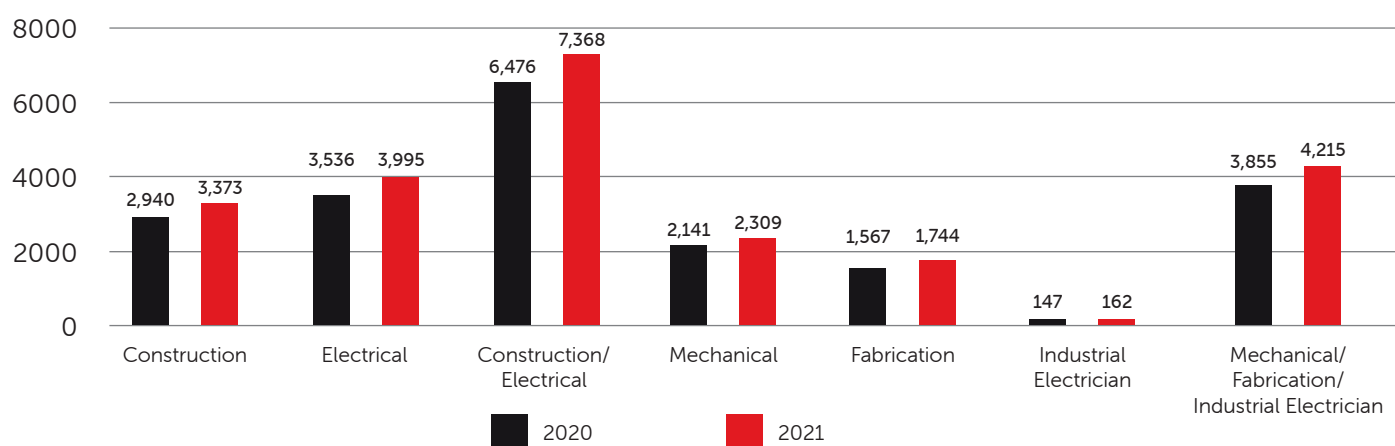
+ 11.3%

Fabrication

+ 10.2%

Industrial Electrician

Apprentices in Training



% Change over Period

Year on Year
(2020-2021)

Construction

+14.7%

Electrical

+13.0%

Combined

+13.8%

% Change over Period

Year on Year
(2020-2021)

Mechanical Trade (MEM30205)

+7.8%

Fabrication Trade (MEM30305)

+11.3%

Industrial Electrician (MEM31215)

+10.2%


Combined

+9.3%

The number of construction, electrical and engineering apprentices in training has increased significantly, providing a pipeline of qualified workers for the future.

² 'In Training' is the total number of apprentices currently in a contract of employment as an apprentice – as of April 2021.

The WA Construction Trades Workforce



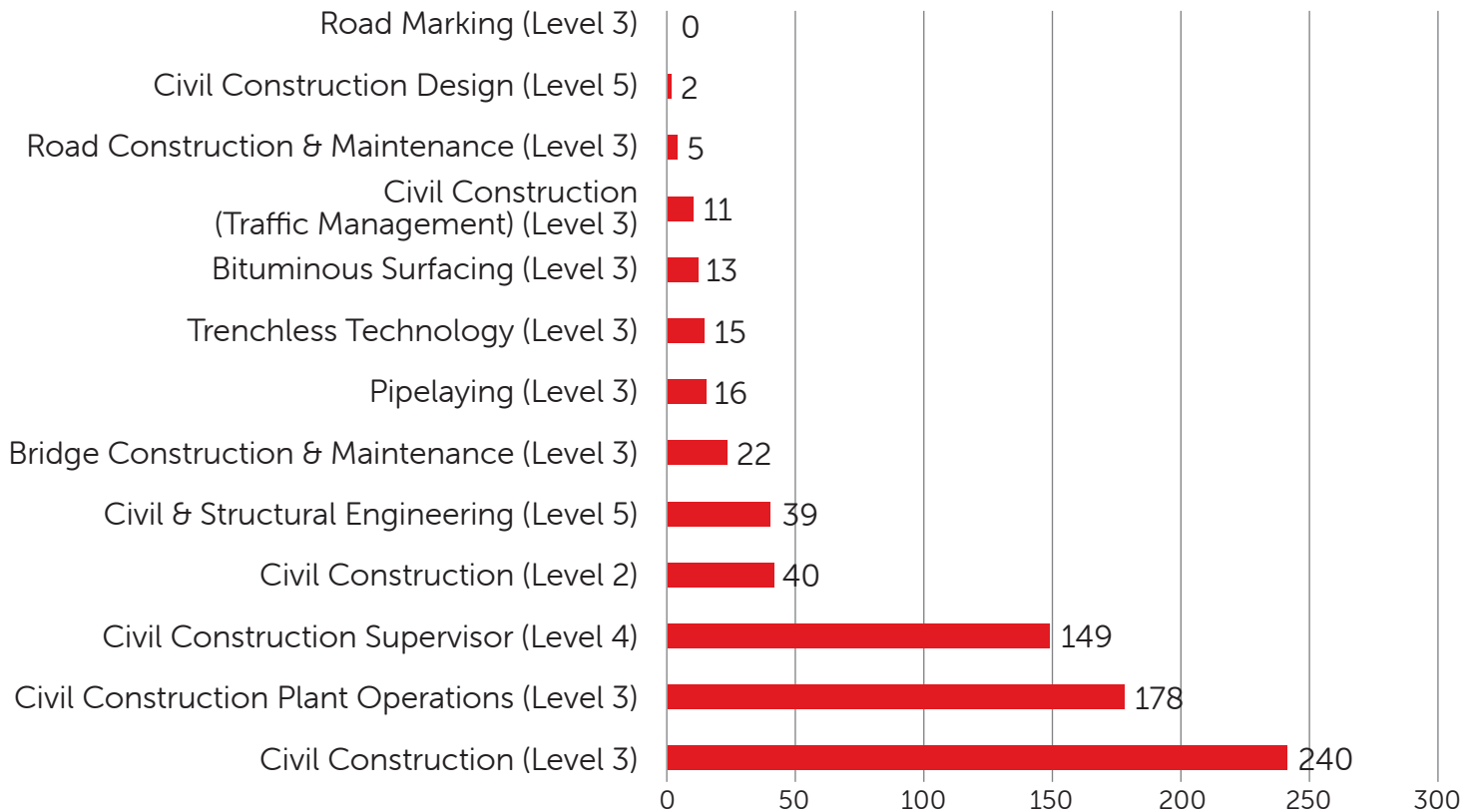
ABS 6291.0.55.003 May 2021

As of May 2021 Western Australia employed over 65,000 trades workers.
Above are some of the popular trades that CTF supports.

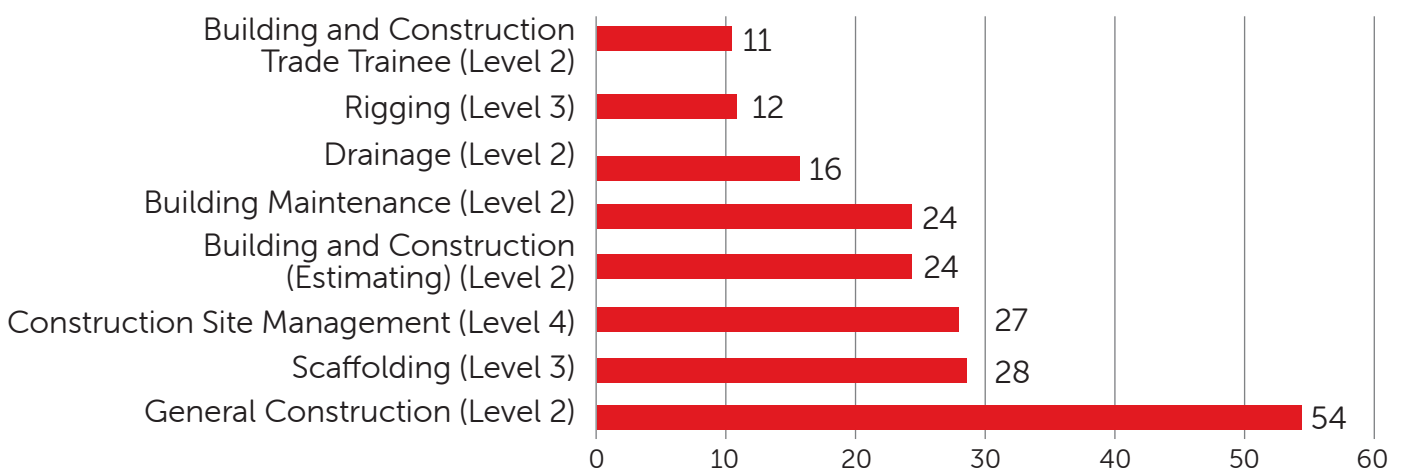
Traineeships in the Industry

The following chart shows the number of trainees in each qualification as of April 2021.

Civil Trainees



Building and Construction Trainees



There are currently 926 trainees in training, primarily in the Civil Construction sector. This is compared to 543 trainees at the same time 12 months ago. The Civil Construction sector is expected to see sustained growth over the next few years as key projects, fundamental to the State Governments Recovery Plan, are rolled out. These projects will continue to require a skilled workforce.

Apprentice Training Rates

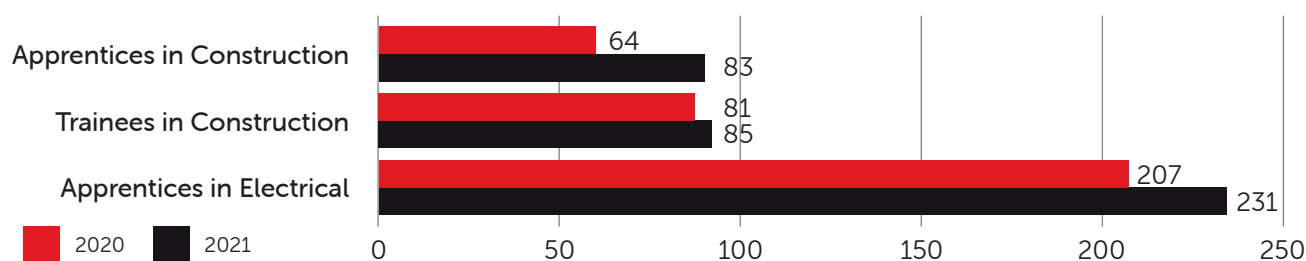
Apprentice Training Rates (Annualised)

The Training Rate is the number of apprentices in training compared to the number of tradespeople in the same industry. The chart shows the ratio between tradespeople¹ and apprentices².

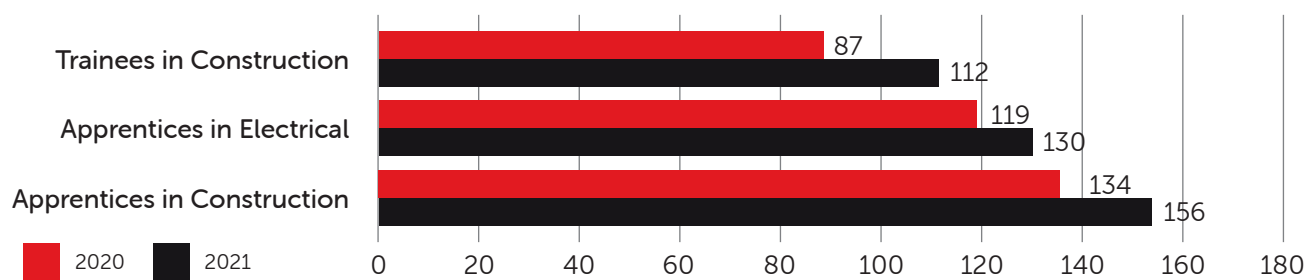
Field / Year	Training Rate	
	2020	2021
Construction	8.38%	10.02%
Electrical	13.43%	18.71%
Combined	10.54%	13.36%



Female Apprentices and Trainees in Construction and Electrical



Aboriginal Torres Strait Islanders (ATSI) Apprentices and Trainees in Construction and Electrical



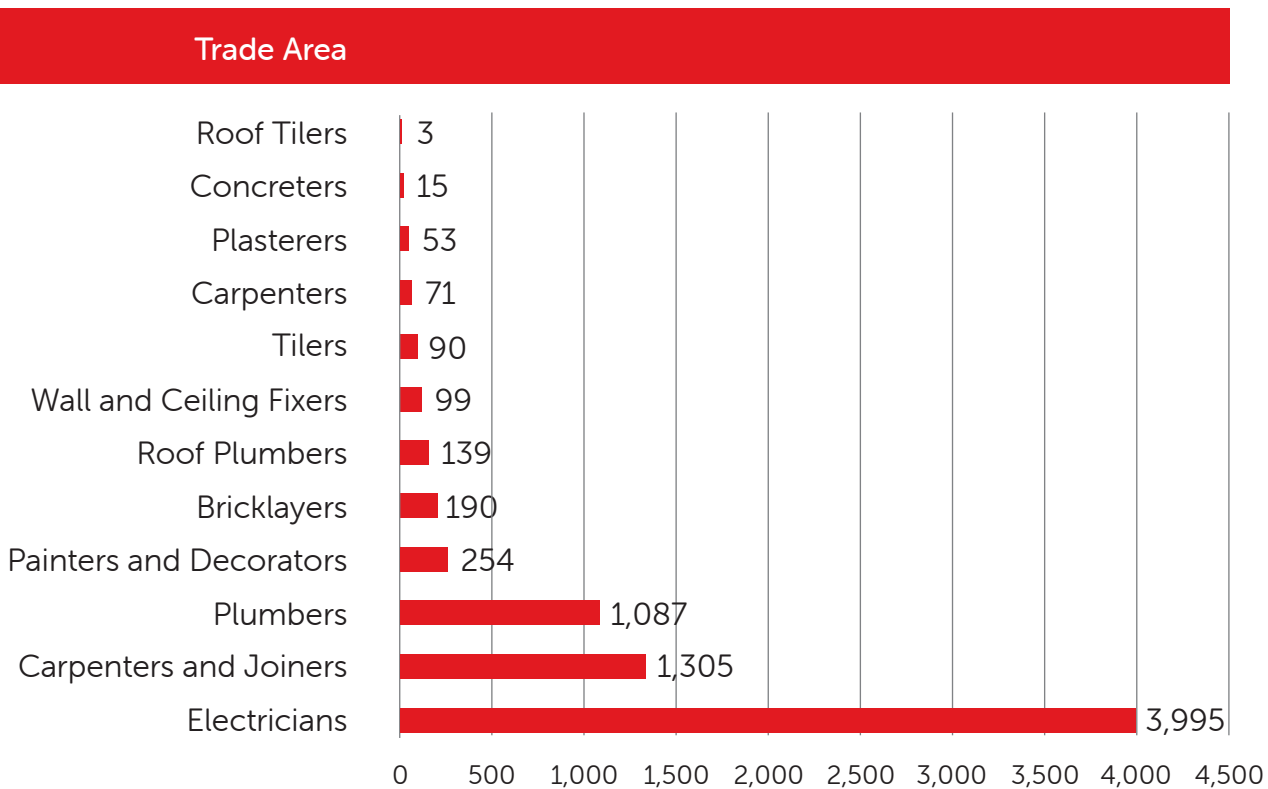
When comparing 2020 to 2021 figures there have been encouraging increases in the numbers of females and ATSI apprentices and trainees in both construction and electrical.

¹ABS 6291.0.55.003 May 2021

²TRS May 2021

Apprentices in the Construction Industry

The following chart shows the number of apprentices in training in specific trades as of April 2021.



Supplementary Skills and OHS Courses

The top 10 construction skills courses subsidized by the CTF between 1 January 2021 to 30 June 2021.

Course Name	# of Persons
Demolition	180
EWP Operator License - Yellow Card	152
Dogging	82
Excavator Operations	71
Forklift	69
Scissor Lift	67
Water Cart/Water Truck	53
Rigging Basic	52
Identify, Locate and Protect Underground Utilities	48
Quick Cut Power Saw	47

The top 10 safety skills courses subsidized by the CTF between 1 January 2021 and 30 June 2021.

Course Name	# of Persons
Height Safety/Working at Heights	418
First Aid	243
Tilt Up Construction	210
Work Safely at Heights Blended Learning	199
Traffic Management and Controller - Refresher	191
Elevated Work Platform	186
Traffic Management & Controller - (Basic Worksite)	173
Confined Space Entry	147
Elevated Work Platform (EWP) over 11 metres	99
Working at Heights Refresher	82

CTF Activity Statistics

Apprenticeship and Traineeship Support	Comparison 2019 – 2020 ¹	Comparison 2020 – 2021 ¹
Pre-Apprentice Graduate Payments \$250	296	212
Employer Visits	976	1,815
Short Courses	Comparison 2019 – 2020 ¹	Comparison 2020 – 2021 ¹
Supplementary Skills Total	2,220	1,713
Occupational Health and Safety	5,234	3,015
Career Promotion	Comparison 2019 – 2020 ¹	Comparison 2020 – 2021 ¹
Try-A-Trade Students	1,877	1,605
Career Presentations	278	220
# of Participants at career presentations	5,100	5,875
Expo Events	63	47
Construction Futures Centre Visits	1,756	2,875
Website visits at www.ctf.wa.gov.au	135,787	152,453

Some payments for 2020-2021 are yet to be processed and therefore the numbers may not reflect the actual activity for the full year.

Some of these figures may have been impacted by COVID-19 in both 2019/20 and 2020/21.

¹YTD = 1 July 2020 to 30 June 2021

²YTD = 1 July 2019 to 30 June 2020

Employer Grants

Table of Incentives

The following table is a summary of incentive grants available to eligible employers as of July 2021.

Apprentices: Core Construction Trades (e.g. Carpenter, Bricklayer, Plumber, etc.)

Base Grant	Pre-Apprentice bonus \$	Regional (South)	Regional (North)	Indigenous	Female	Mature age	Potential Grant
Between \$8,000 and \$10,000	\$2,000	10% of base grant	20% of base grant	30% of base grant	Between \$1,000 and \$2,000	Between \$1,000 and \$2,000	Between \$19,000 and \$21,000

Apprentices: Electrical Mechanics

Base Grant	Pre-Apprentice bonus \$	Regional (South)	Regional (North)	Indigenous	Female	Mature age	Potential Grant
\$8,000	\$2,000	10% of base grant	20% of base grant	30% of base grant	\$2,000	\$2,000	\$18,000

Apprentices: Non-core Construction Trades

(e.g Cabinet making, Security Equipment Installation, Engineering Fabrication Sheetmetal)

Base Grant	Pre-Apprentice bonus \$	Regional (South)	Regional (North)	Indigenous	Female	Mature age	Potential Grant
\$8,000	\$2,000	10% of base grant	20% of base grant	30% of base grant	\$2,000	\$2,000	Between \$16,000 and \$18,000

Traineeships – Certificate II to IV

(e.g Building Maintenance, Demolition, Building and Construction – Estimating)

Base Grant	Pre-Apprentice bonus \$	Regional (South)	Regional (North)	Indigenous	Female	Mature age	Potential Grant
Between \$3,000 and \$8,000	\$2,000	10% of base grant	20% of base grant	30% of base grant	Between \$500 and \$1,000	Between \$500 and \$1,000	Between \$5,500 and \$14,000

For full details of the incentives available and other publications visit the Construction Training Fund's website at www.ctf.wa.gov.au



Ph: (08) 9244 0100
www.ctf.wa.gov.au inquiries@ctf.wa.gov.au
PO Box 303, Cloverdale WA 6985
104 Belgravia Street, Belmont WA 6104

